



Aim to bond with stability and income generation

Invest in **TRUSTMF Corporate Bond Fund**

(An open-ended debt scheme predominantly investing in debt instruments of banks, public sector undertakings, public financial institutions and municipal bonds. A relatively high interest rate risk and relatively low credit risk.)

Fund Highlights



Seeks to build top quality portfolio



Aims to provide high accrual by investing in high quality corporate papers



Duration management through limited part of the portfolio



Strategic knowledge partnership with CRISIL*

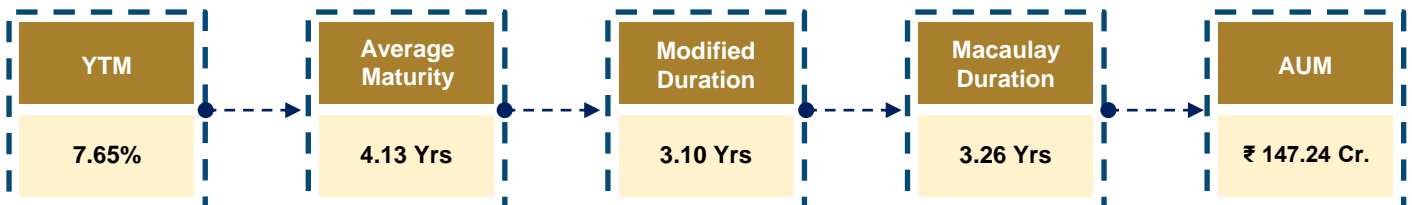


Unique  Limited **ACTIV**[®] ^



Strong Internal and External Risk Controls

Portfolio Parameters



Note : YTM should not be construed as indicative returns and the securities bought by the Fund may or may not be held till the respective maturities.

*CRISIL has been engaged for construction & periodic rebalancing of model portfolio & universe, back testing & ongoing investment process validation for select schemes.

^Limited Active Methodology is a structured methodology where the fund manager attempts to invest predominantly in line with the internally created model portfolio and takes exposure based on pre-defined limits.

Current Portfolio Strategy

Duration Management Strategy

70% - 100% of the portfolio

Exposure into instruments with maturity up to 2 year



High Accrual Low interest rate sensitivity

0% - 30% of the portfolio

Adjust the duration of the portfolio



Potential Capital Gains

Duration management based on views on interest rate cycle, inflation outlook and spread matrix

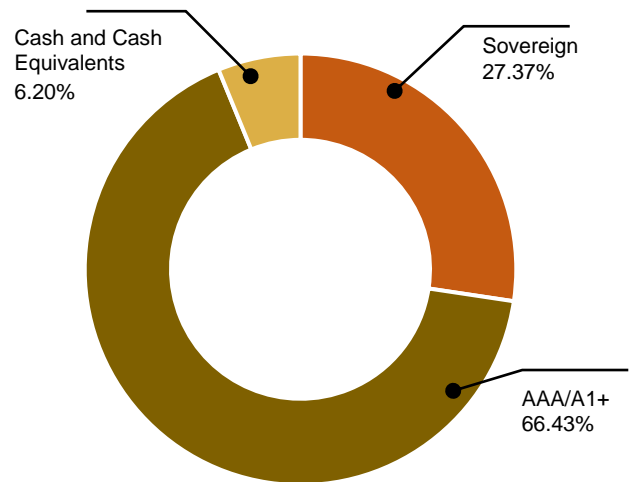
^The table explains the currently preferred portfolio strategy in which the scheme will predominantly invest. This is subject to change. The investment will be made in line with investment strategy and asset allocation as prescribed in the Scheme related documents. Further, the above portfolio strategy is only to explain the concept of the investment approach and in no manner shall be construed as a resemblance of indicative or intended portfolio and the actual portfolio may vary.

Portfolio Details

Name of the Issuer	Rating	% To Net Assets
Government Securities/State Development Loans		27.23
Government of India	Sovereign	27.23
Non Convertible Debentures		66.43
REC Limited	ICRA AAA	9.48
HDFC Bank Limited	CRISIL AAA	9.46
Small Industries Development Bank of India	CARE AAA	9.45
National Bank for Agriculture and Rural Development	CRISIL AAA	9.44
Power Finance Corporation Limited	CRISIL AAA	9.43
Indian Railway Finance Corporation Ltd	CRISIL AAA	9.41
LIC Housing Finance Limited	CRISIL AAA	9.30
Summit Digital Infrastructure Pvt Ltd	CRISIL AAA	0.46
Treasury Bills	Sovereign	0.14
Others^{\$\$}		0.22
Investment in Corporate Debt Market Development Fund (CDMDF)		0.22
Cash, Cash Equivalents and Net Current Assets		5.98
Grand Total		100.00

^{\$\$} Investment as mandated by SEBI vide it's circular SEBI/HO/IMD/PoD2/P/CIR/2023/129 dated July 27, 2023

Asset Quality (%)



Performance Details

TRUSTMF Corporate Bond Fund (Inception Date: January 20, 2023)

	Returns (%)	Value of 10,000 Invested (INR)	Returns (%)	Value of 10,000 Invested (INR)
Period	1 Year		Since Inception	
Scheme	7.12%	10712	7.10%	10,733
CRISIL Corporate Bond B-III Index ¹	7.28%	10,728	7.06%	10,729
CRISIL Select AAA Corporate Bond Fund Index ²	7.13%	10,713	6.99%	10,721
CRISIL 10 Year Gilt Index ³	8.25%	10,825	8.16%	10,841

Disclaimer: Returns furnished are that of Direct Plan – Growth Option. Returns (%) for less than 1 year are calculated on simple annualized basis and 1 year & above are calculated on compounded annualized basis (CAGR). Apart from TRUSTMF Corporate Bond Fund, Mr. Anand Nevatia is managing the TRUSTMF Liquid Fund, TRUSTMF Banking and PSU Fund, TRUSTMF Short Duration Fund, TRUSTMF Overnight Fund and TRUSTMF Money Market Fund, performance details of eligible schemes have been given on page no. 3. Benchmark returns calculated based on Total Return Index Values. Different plans have a different expense structure. Past performance may or may not be sustained in future.

Investment Objective



To generate optimal returns by investing predominantly in AA+ and above rated corporate bonds. However, there can be no assurance that the investment objective of the scheme will be realized.

Product Snapshot

Product Category: **Corporate Bond Fund**
Fund Manager: **Mr Anand Nevatia**
Minimum Investment Amount: **₹ 1,000**
Entry & Exit Load: **Nil**
Benchmark: **CRISIL Corporate Bond B-III Index**

TRUSTMF Corporate Bond Fund

(An open-ended debt scheme predominantly investing in AA+ and above rated corporate bonds. A relatively high interest rate risk and moderate credit risk.)

Riskometer and Product Suitability Label			Potential Risk Class Matrix (PRC)			
This product is suitable for investors who are seeking*: <ul style="list-style-type: none">Optimal returns over the medium to long termTo invest predominantly in AA+ and above rated corporate debt instruments *Investors should consult their financial advisers if in doubt about whether the product is suitable for them.	Scheme	Benchmark	Credit Risk →	Relatively Low (Class A)	Moderate (Class B)	Relatively High (Class C)
			Interest Rate Risk ↓			
			Relatively Low (Class I)			
			Moderate (Class II)			
			Relatively High (Class III)		B-III	

Other Schemes Managed by Anand Nevatia

TRUSTMF Banking and PSU Fund (Inception Date: February 1, 2021)

	Returns (%)	Value of 10,000 Invested (INR)	Returns (%)	Value of 10,000 Invested (INR)
Period	1 Year		Since Inception	
Scheme	7.25%	10,725	4.93%	11,550
CRISIL Banking and PSU Debt Index ¹	7.13%	10,713	4.99%	11,570
CRISIL Select AAA Roll Down Banking & PSU Debt Index ²	7.44%	10,744	5.29%	11,669
CRISIL 10 Year Gilt Index ³	8.25%	10,825	3.78%	11,176

TRUSTMF Short Duration Fund (Inception Date: August 6, 2021)

	Returns (%)	Value of 10,000 Invested (INR)	Returns (%)	Value of 10,000 Invested (INR)
Period	1 Year		Since Inception	
Scheme	7.19%	10,719	5.26%	11,360
CRISIL Short Duration Debt A-II Index ¹	7.34%	10,734	5.20%	11,345
CRISIL Select AAA Short Duration Fund Index ²	7.25%	10,725	5.14%	11,328
CRISIL 10 Year Gilt Index ³	8.25%	10,825	3.95%	11,013

TRUSTMF Overnight Fund (Inception Date: January 19, 2022)

	Returns (%)	Value of 10,000 Invested (INR)	Returns (%)	Value of 10,000 Invested (INR)	Returns (%)	Value of 10,000 Invested (INR)	Returns (%)	Value of 10,000 Invested (INR)	Returns (%)	Value of 10,000 Invested (INR)
Period	7 Days		15 Days		30 Days		1 Year		Since Inception	
Scheme	6.62%	10,013	6.64%	10,027	6.65%	10,055	6.75%	10,675	5.81%	11,216
CRISIL Liquid Overnight Index ¹	6.74%	10,013	6.75%	10,028	6.75%	10,056	6.81%	10,681	5.87%	11,230
CRISIL 1 Year T-Bill Index ³	6.91%	10,013	6.13%	10,025	6.22%	10,051	6.91%	10,691	5.69%	11,191

TRUSTMF Money Market Fund (Inception Date: August 17, 2022)

	Returns (%)	Value of 10,000 Invested (INR)	Returns (%)	Value of 10,000 Invested (INR)	Returns (%)	Value of 10,000 Invested (INR)	Returns (%)	Value of 10,000 Invested (INR)	Returns (%)	Value of 10,000 Invested (INR)
Period	7 Days		15 Days		30 Days		1 Year		Since Inception	
Scheme	7.19%	10,014	6.44%	10,026	6.76%	10,056	7.23%	10,723	6.96%	11,031
CRISIL Money Market B-I Index ¹	7.39%	10,014	6.84%	10,028	7.18%	10,059	7.53%	10,753	7.18%	11,063
CRISIL 1 Year T-Bill Index ³	6.91%	10,013	6.13%	10,025	6.22%	10,051	6.91%	10,691	6.50%	10,961

¹Tier I Benchmark, ²Tier II Benchmark, ³Additional Benchmark

Disclaimer: Returns furnished are that of Direct Plan – Growth Option. Returns (%) for less than 1 year are calculated on simple annualized basis and 1 year & above are calculated on compounded annualized basis (CAGR). Mr. Anand Nevatia manages the above 6 schemes of the TRUST Mutual Fund since its inception.. Period for which scheme's performance has been provided is computed basis last day of the month-end preceding the date of advertisement. Benchmark returns calculated based on Total Return Index Values. Different plans have a different expense structure. Past performance may or may not be sustained in future.

TRUSTMF Liquid Fund (Inception Date: April 23, 2021)

	Returns (%)	Value of 10,000 Invested (INR)	Returns (%)	Value of 10,000 Invested (INR)	Returns (%)	Value of 10,000 Invested (INR)	Returns (%)	Value of 10,000 Invested (INR)	Returns (%)	Value of 10,000 Invested (INR)
Period	7 Days		15 Days		30 Days		1 Year		Since Inception	
Scheme	6.89%	10,013	6.75%	10,028	7.05%	10,058	7.17%	10,717	5.37%	11,563
CRISIL Liquid Debt A-I Index ¹	7.01%	10,013	6.80%	10,028	7.10%	10,058	7.15%	10,715	5.45%	11,588
CRISIL Select AAA Liquid Fund Index ²	6.76%	10,013	6.69%	10,028	7.12%	10,059	7.15%	10,715	5.40%	11,571
CRISIL 1 Year T-Bill Index ³	6.91%	10,013	6.13%	10,025	6.22%	10,051	6.91%	10,691	5.02%	11,457

¹Tier I Benchmark, ²Tier II Benchmark, ³Additional Benchmark

Disclaimer: Returns furnished are that of Direct Plan – Growth Option. Returns (%) for less than 1 year are calculated on simple annualized basis and 1 year & above are calculated on compounded annualized basis (CAGR). Mr. Anand Nevatia manages the above 6 schemes of the TRUST Mutual Fund since its inception.. Period for which scheme's performance has been provided is computed basis last day of the month-end preceding the date of advertisement. Benchmark returns calculated based on Total Return Index Values. Different plans have a different expense structure. Past performance may or may not be sustained in future.

Distribution Partner

The information herein above is meant only for general reading purposes to provide a broad understanding about the scheme framework and the actual position may vary. For preparation of this material Trust Asset Management Private Limited has used information that is publicly available and information developed in-house. The AMC does not warrant the accuracy, reasonableness and / or completeness of any information. The AMC, Trustee Company, its sponsors and affiliates shall not be liable for any direct, indirect or consequential loss. The words and expression contained in this material shall mean forward looking but the actual result may differ. Investors are advised to consult their own investment/financial advisor before making any investment decision in light of their risk appetite, investment goals and horizon. Past performance may or may not be sustained in the future. Please refer to the scheme related documents before investing for details of the scheme including investment objective, asset allocation pattern, investment strategy, risk factors and taxation.

To know more, consult your Financial Advisor or
Call Toll Free **1800 267 7878** or E-mail us at investor.service@trustmf.com

Mutual Fund investments are subject to market risks, read all scheme related documents carefully.